

## Laser Edge™ - Straight Vertical Line

**18" (45 cm) box frame level with straight laser line extension**




**No More Chalk Lines! No More Level Lines!**

For avoiding the inconvenience caused by offset, our straight laser line emits along the plane of main body. Take the advantage of it, this straight laser line can be serves as a chalk line mark for tiling, installing partitions, setting stairs, industrial & D.I.Y. cutting. High-quality quartz glass rod integrated provides tight-net straight laser line, even under severe weather conditions. Protective lens guards against dust and dirt on the job site and a free carrying case is for your convenience. 3 "AAA" batteries included provide "CONSTANT ON" operation up to 20 hrs.

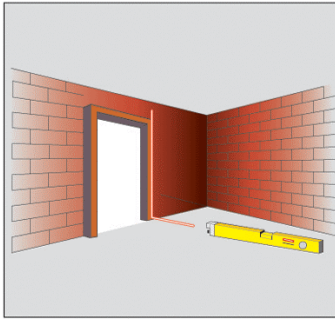
### Features:

- Two perpendicular tube vials ensure quick and accurate level adjustment in both X and Y coordinates.
- Laser Edge™ will fit in Universal Rotary Base™ and thus make all leveling applications easier and more convenient.
- Straight laser line can be used as chalk line mark for floor, wall tiling, installing partitions, cabinets, plus many more applications.

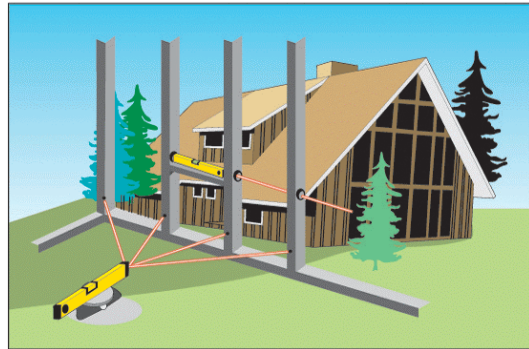
Specifications:	
Available color:	Yellow
Dimensions (L x W x H):	19.06" x 0.87" x 2.09" (48.4cm x 2.21cm x 5.3cm)
Weight:	14.82oz. (420g) -- Incl. batteries
Construction:	Aluminum
Wavelength / Range:	650nm / 54.7 yards (50m)
Output power:	CL II, less than 1mW CL IIIa, less than 5mW
Accuracy:	0.05°
Emission angle:	70°
Vials:	1 tube, 1 horizontal and 1 plumb vials

<b>Power:</b>	3 x AAA batteries - Approx. 20 hrs. battery lifetime
<b>Dimensions of package (L x W x H):</b>	23.6" x 7.9" x 1.8" (60cm x 20cm x 4.5cm)
<b>Dimensions of package (L x W x H):</b>	
Warranty for 1 year	
Complied with the European Standard EN 60825-1 & USA FDA Laser safety regulations	

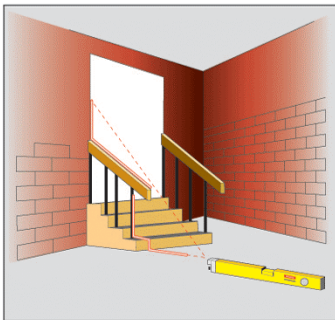
**Applications:**



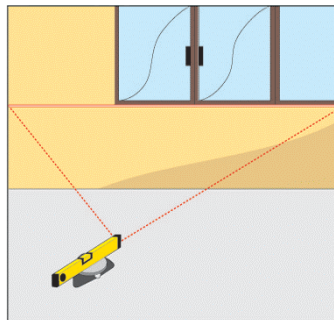
Tiling and installing door



Aligning studs



Setting stairs



Installing cabinets